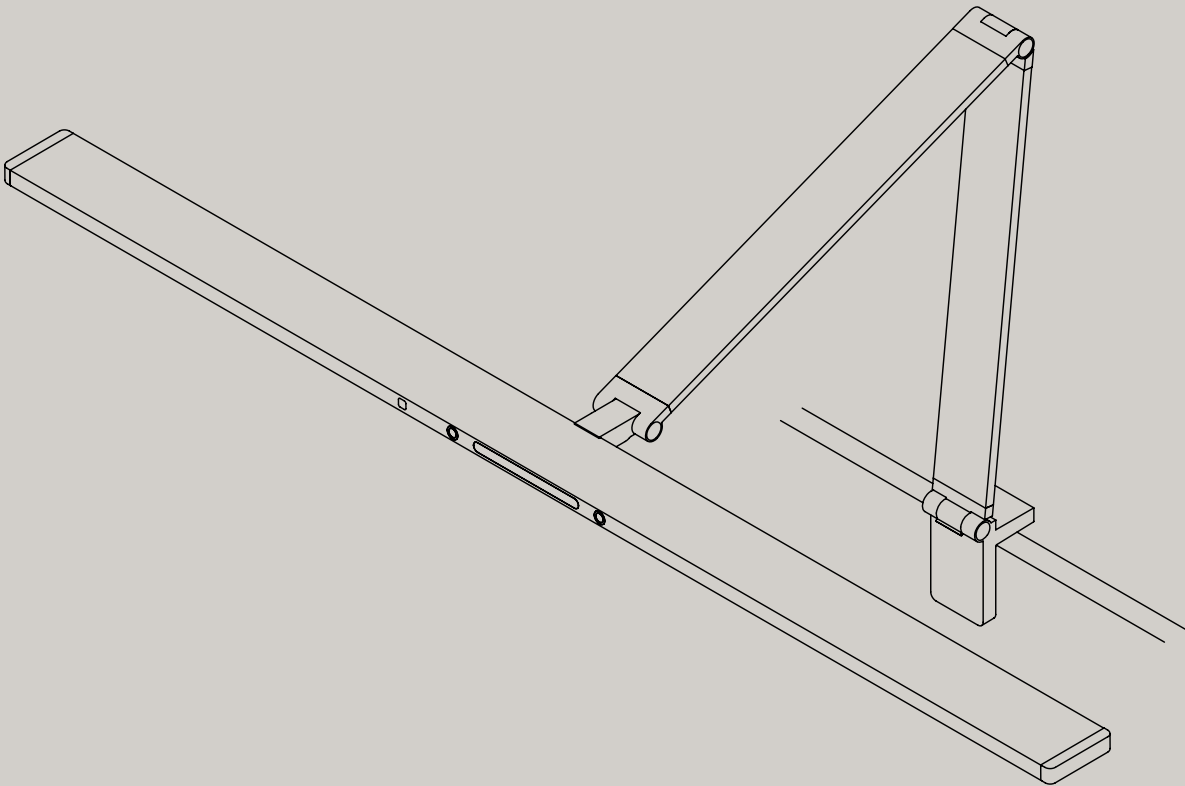
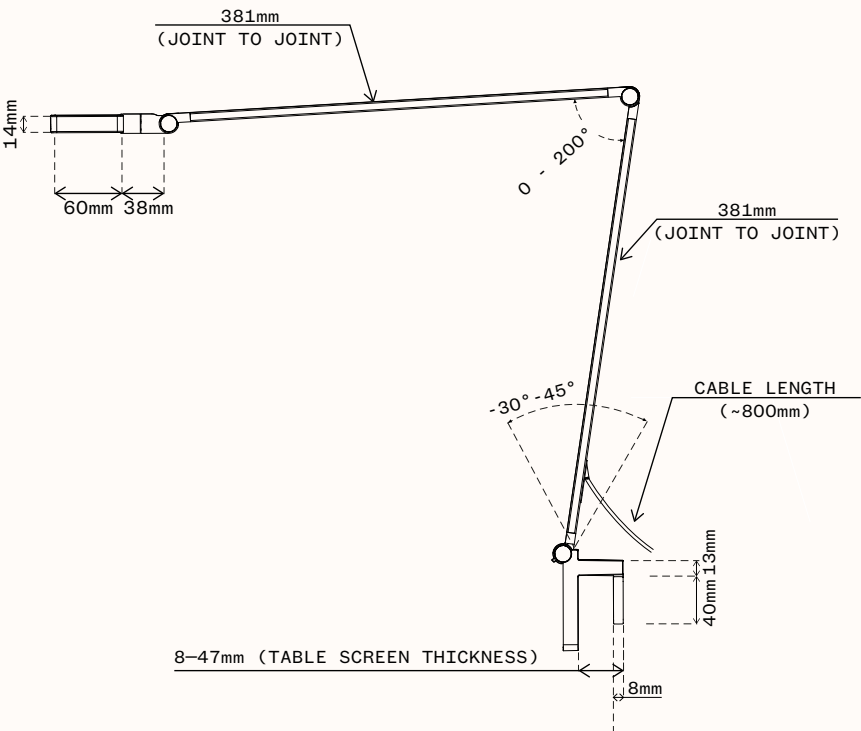
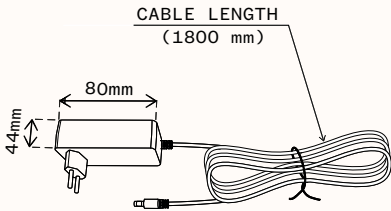
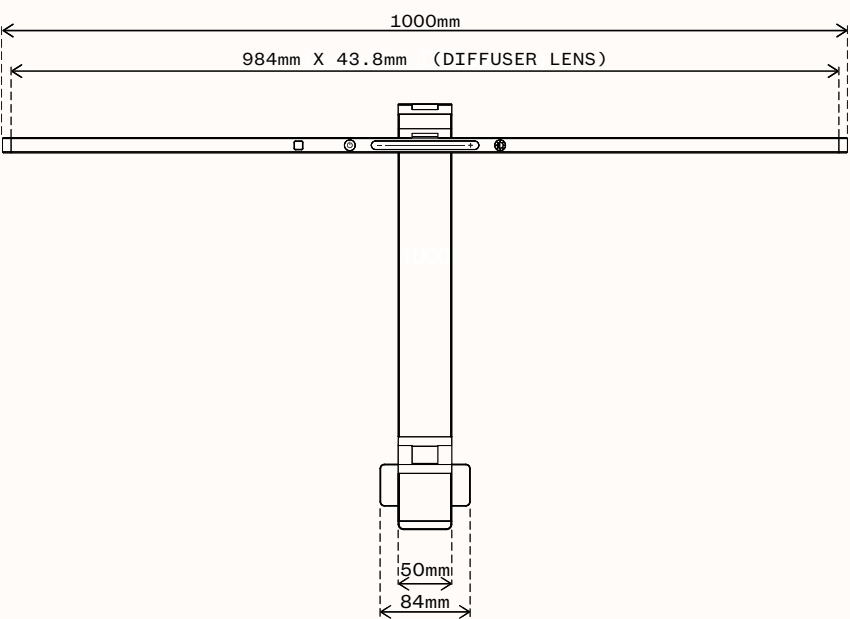


LAMP 01

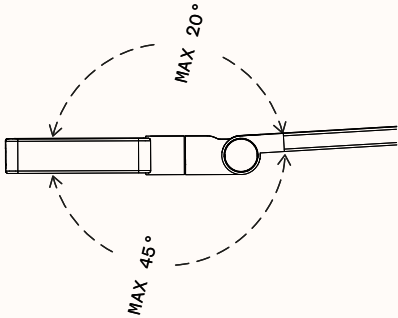


Dimensions

See user manual for assembly instructions.



SIDE VIEW - LAMP HEAD



LAMP⁰¹

ADJUSTABLE WORK LAMP, DESK SCREEN MOUNTED, VELVET BLACK/SOFT WHITE

ART.NO

8101000109 BLACK
8101000101 WHITE

Technical data

INTERFACE	ADJUSTABLE WORK LAMP, DESK SCREEN MOUNTED
MOUNTING	SCREEN
LIGHT SOURCE	INTEGRATED LED - TYPE 2835
CONTROL TYPE	TOUCH SENSOR
LAMP CONTROLS	ON/OFF, DIMMER, COLOR TEMPERATURE AND PIR (OCCUPANCY SENSOR)
PIR SENSOR AUTO OFF	AFTER 15 MINUTES ABSENCE
LIGHT SOURCE LUMINUS FLOW	2450 lm (6500°K)
LIGHT SOURCE EFFICIENCY	100 lm/W
COLOUR TEMPERATURE (CCT)	3000°K - 4000°K - 6000°K
COLOUR RENDERING INDEX	Ra > 95 CRI
MATERIAL	ALUMINIUM
COLOUR	BLACK RAL 9005, WHITE RAL 9016
FINSIH	MATTE
MAX TABLE SCREEN THICKNESS	47mm
CERTIFICATIONS	CE, RoHS

Read before installation and usage



Do not cover

Electrical products may only be daisy-chained if integrated into a fixed installation. Normal power sockets may not be used for the connection to further socket rails.



Electronic equipment is recyclable and should not be disposed of with household waste, if the device has reached the end of its life, dispose of at the recycling points in accordance with local regulations. Disposal with household waste is prohibited



The device may only be used in a dry indoor environment.



Incorrect installation may endanger:

- Safety of the installer
 - Safety of the end-user and safety of the property.
- Incorrect installation may result in personal liability for damage of property or injury to persons.

For safe installation please ensure the following:

- The 5 safety rules to apply: Disconnect mains; Prevent reconnection; Test for absence of harmful voltages; Ground and short circuits; Cover or close off nearby live parts;
- Choose proper tools, measuring devices and personal protective equipment
- Analyse measured results
- Selection of electrical installation material to ensure switch-off conditions
- IP protection ratings
- Fitting of electrical installation material;
- Type of the feeding system (TN system, IT system, TT system...) and the resulting switching conditions (classic zeroing, protective earthing, necessary additional measures, etc.).



RoHS
Compliant