
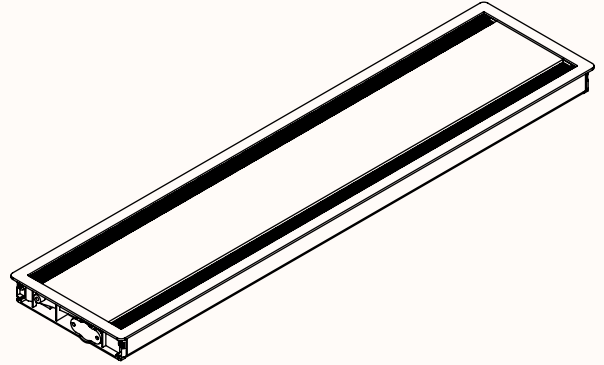


FLIP COVER⁰⁶

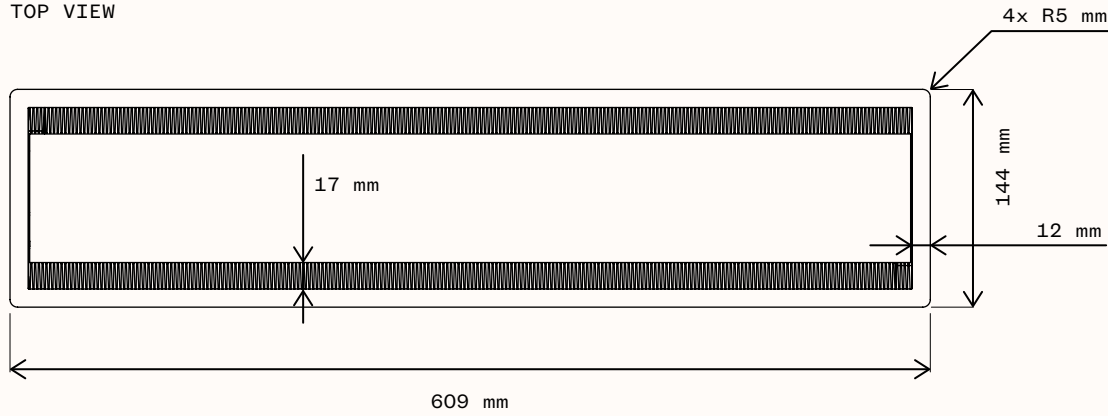


Dimensions

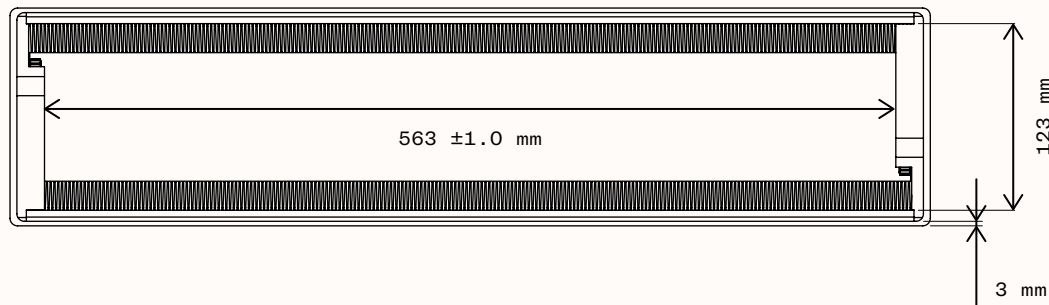
See user manual for assembly instructions.



TOP VIEW



BOTTOM VIEW

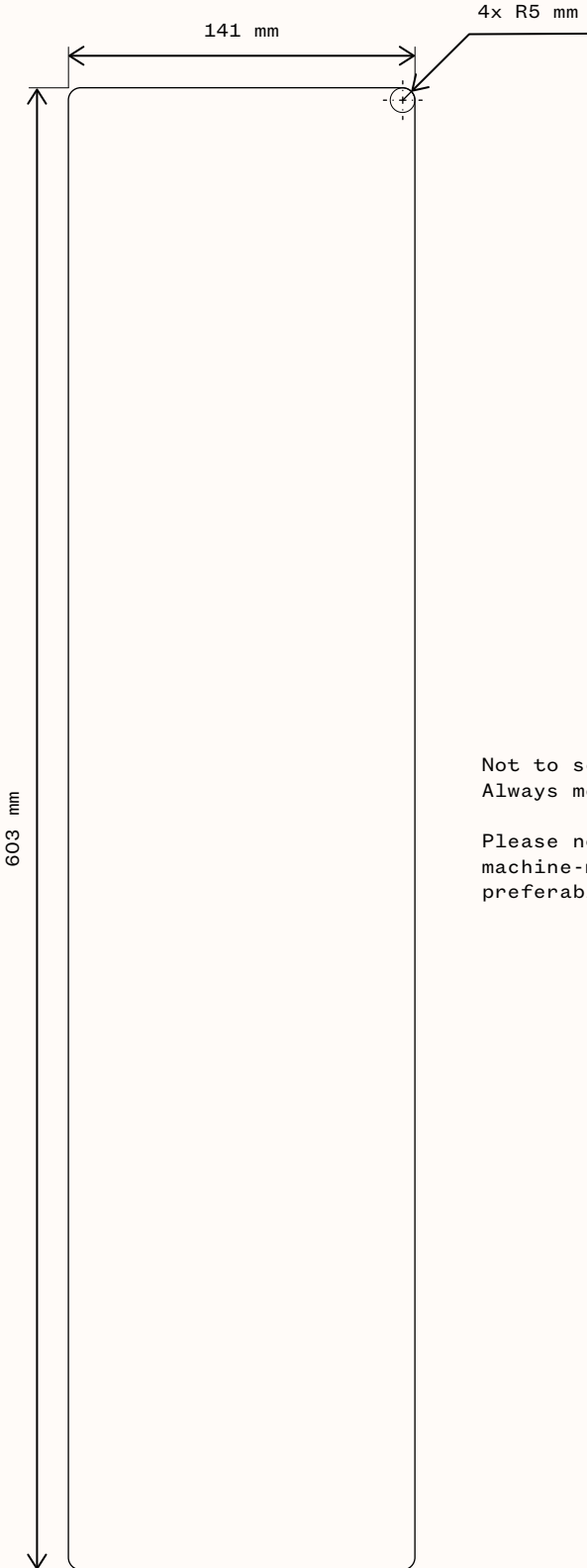


SIDE VIEWS



Hole cut dimensions

See user manual for assembly instructions.



Not to scale, not for manufacturing.
Always measure against actual product.

Please note that the hole should be
machine-milled with high precision,
preferably in a factory.

FLIP COVER⁰⁶

TABLE TOP DUAL CONFERENCE LID, FLUSH MOUNTED, L600 mm,
BLACK/WHITE/SILVER

ART. NO

9715000601	WHITE	RAL9016 (GLOSS 45%)
9715000602	SILVER	RAL9006 (GLOSS 45%)
9715000609	BLACK	RAL9005 (GLOSS 45%)

Technical data

INTERFACE	DUAL SIDE OPENING
MATERIAL	ALUMINIUM AND PLASTIC
FINISH	MATTE POWDER COATING
INSTALLATION HOLE SIZE	603 × 141 mm, 4× R5 mm
OUTER DIMENSIONS	609 × 144 × 32 mm , 4× R5 mm