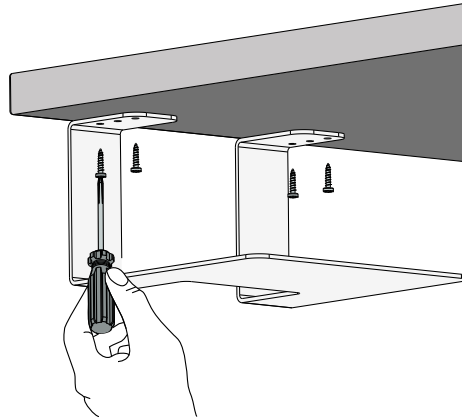


## INSTALLATION NOTES:

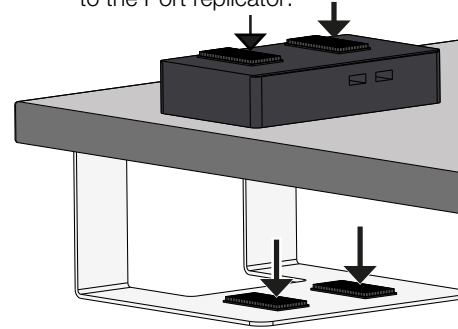
**A** - ABOVE DESK  
(2 OPTIONS)

**B** - BELOW DESK

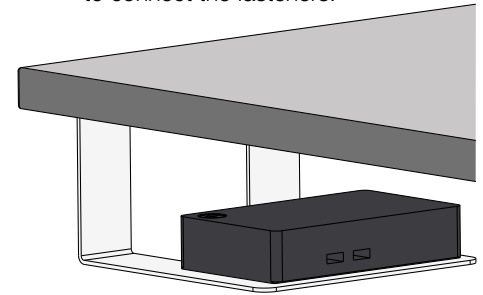
**B1** ATTACH WOOD SCREWS




**B2** ATTACH ADHESIVE FASTENERS  
Attach the fasteners to the holder and to the Port replicator.



**B3** PAIR AND ATTACH FASTENERS  
Pair the fasteners from the holder and Port replicator. Push together to connect the fasteners.



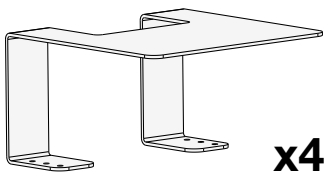
## CONTENT:



x4

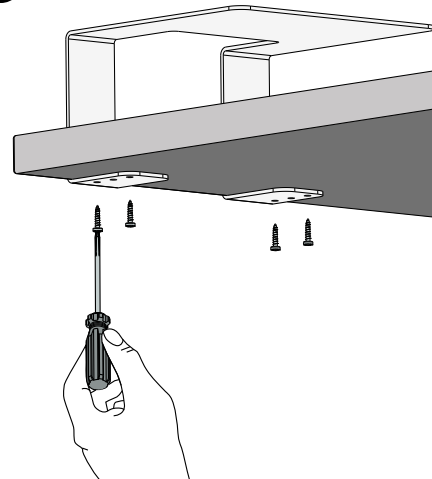


x4

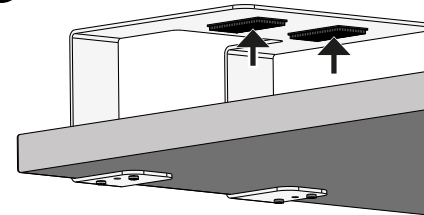


x4

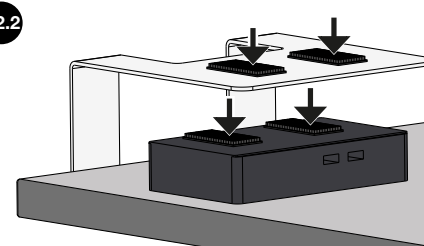
**A1** ATTACH WOOD SCREWS



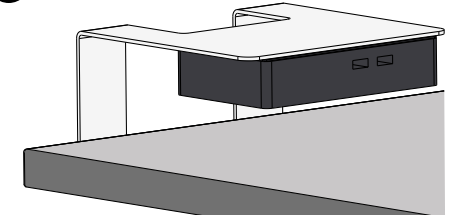
**A2.1** ATTACH ADHESIVE FASTENERS



**A2.2**



**A3.1** PAIR AND ATTACH FASTENERS



**A3.2**

